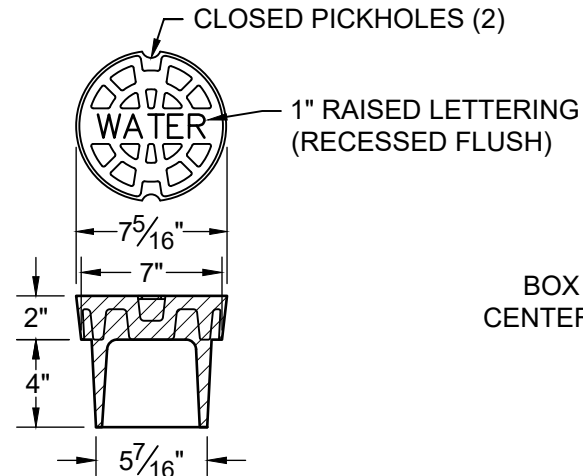
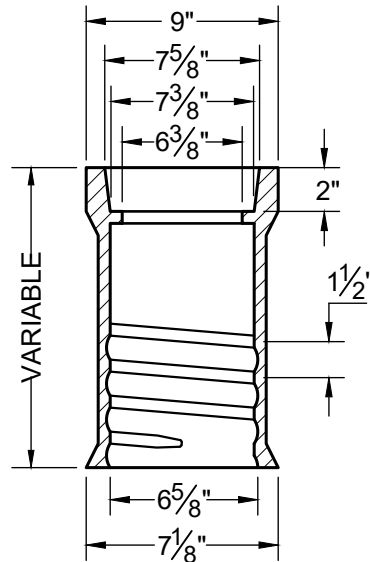


BOTTOM SECTION



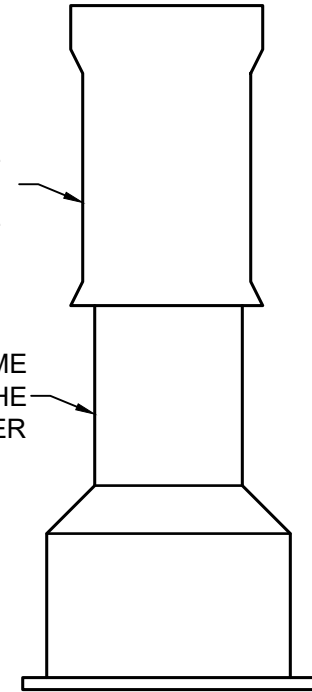
LID



TOP SECTION

BOX SHALL BE
CENTERED OVER
VALVE

ALL PARTS SHALL BE OF THE SAME
MATERIAL AND SUPPLIED BY THE
SAME MANUFACTURER



COMPLETE BOX

NOTES:

1. VALVE BOX COVER SHALL WEIGH A MINIMUM 24 lbs.
2. ENTIRE VALVE BOX ASSEMBLY & COVER SHALL BE CAST FROM CLASS 35 GRAY IRON.
3. ASSEMBLY SHALL BE DOMESTICALLY MADE AND MANUFACTURED IN THE U.S.A.



WATER VALVE BOX

EFFECTIVE
05/2023

DETAIL NO.
209